

TERRACE

BIO-ING-001

PLANT
SCAPE




COMMERCIAL SILK



TERRACE

INTRODUCTION

The Plantscape Terrace collection, although customizable, is inspired by the earth tones of natural clay in outdoor gathering places and recreated with wooden textures. Often they are assembled in a tile format and inconsistent at that. That pattern offers comfort and nostalgia to guests.



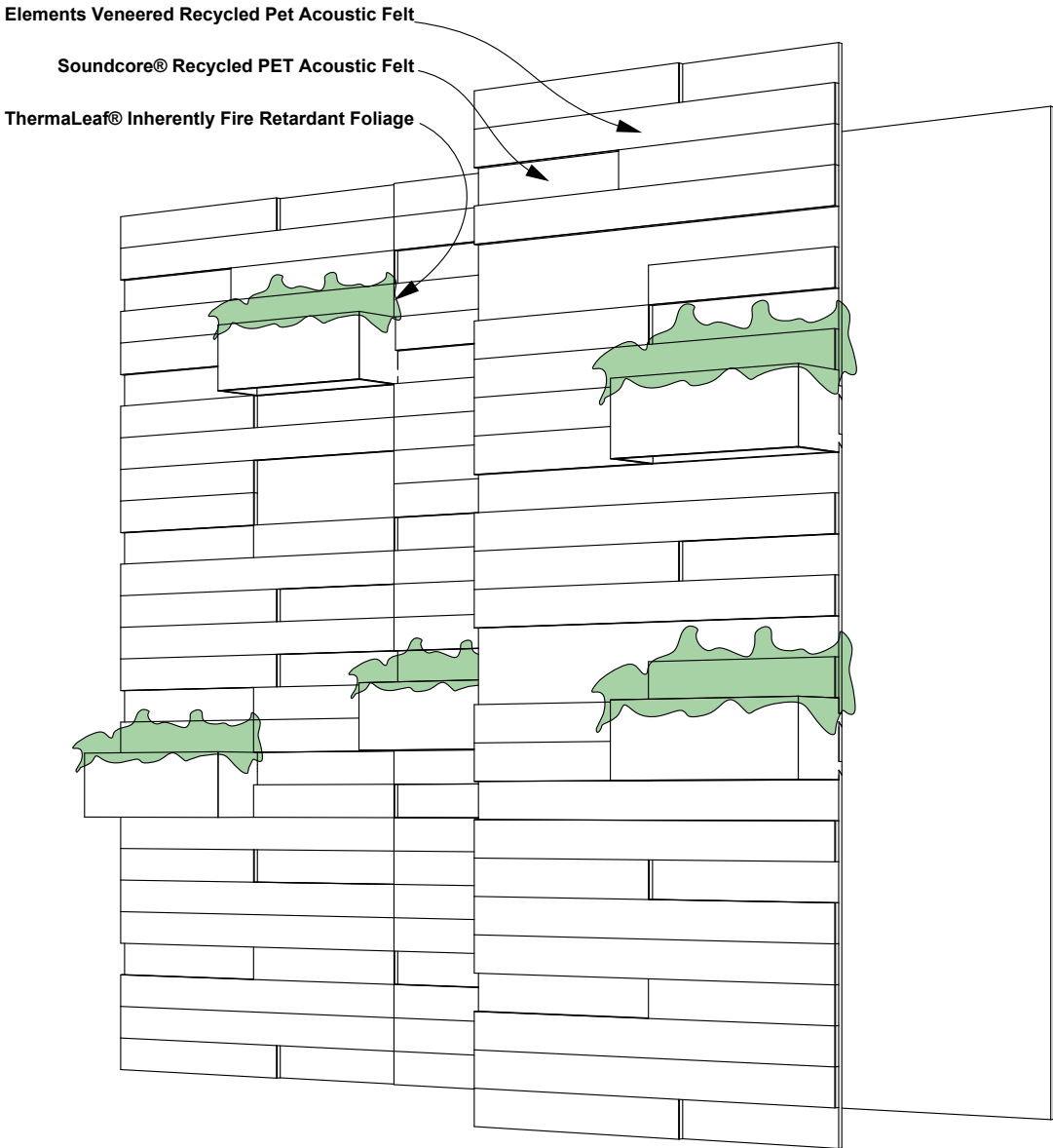


EXPERIENCE WARMTH

The natural elements found on temperate and tropical climates practically emit warmth that you can feel through the page. The plants offer a wonderful contrast in both color and texture.

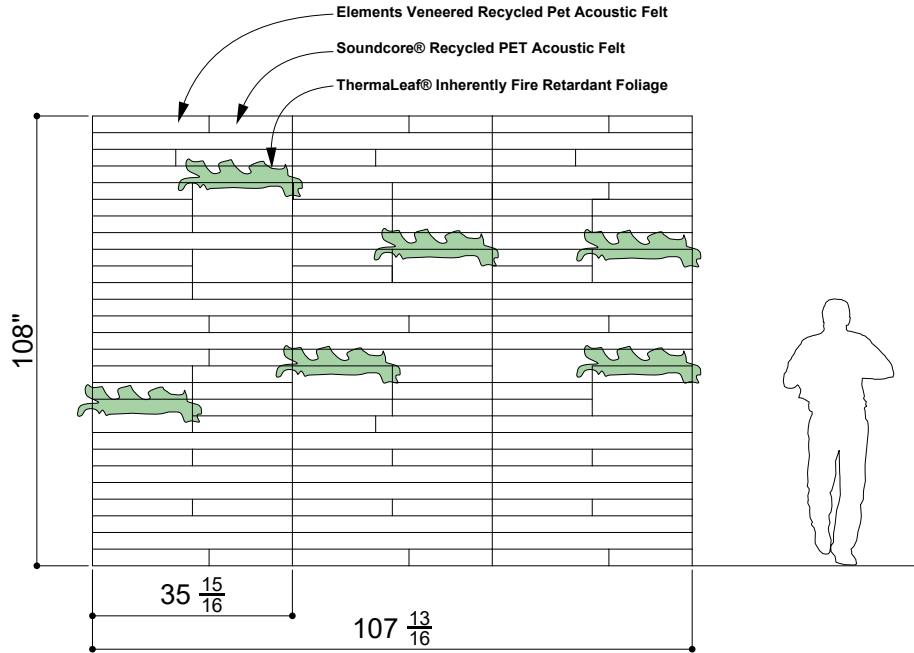
TERRACE

EXPLODED VIEW

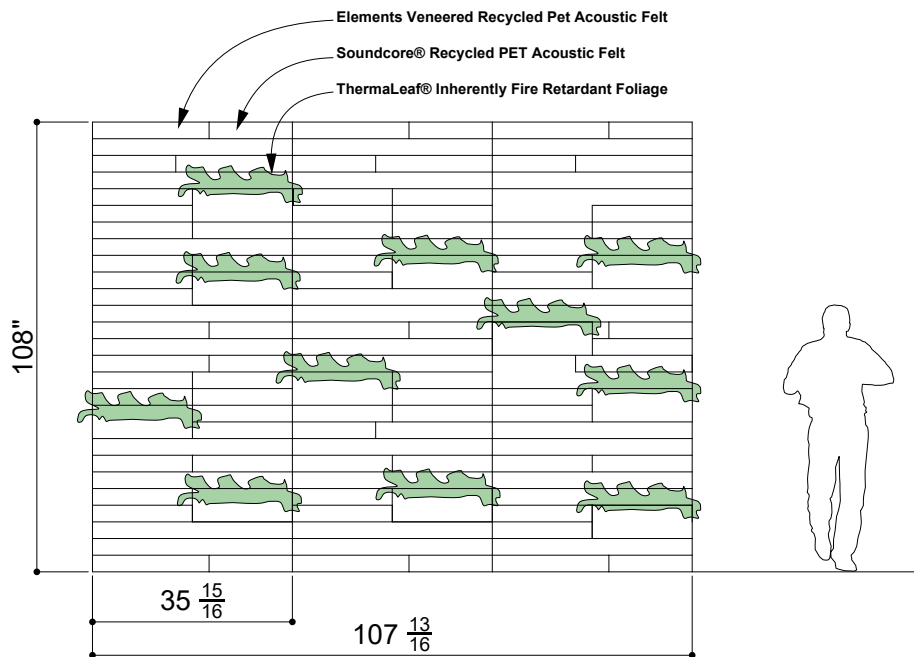


TERRACE

ELEVATIONS



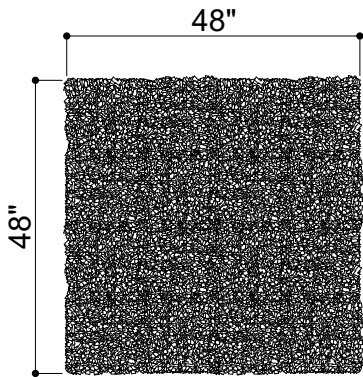
① ELEVATION 1




② ELEVATION 2

TERRACE


GREENERY CONFIGURATIONS



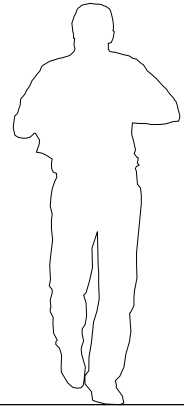
Trimmed 100% Density



Lush 50% Density



Lush 100% Density



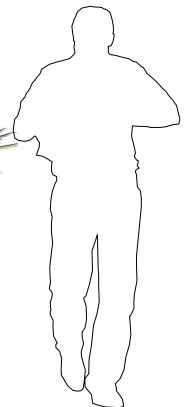
Trimmed 100% Density



Lush 50% Density



Lush 100% Density



TERRACE

THERMALEAF® FOLIAGE SYSTEMS


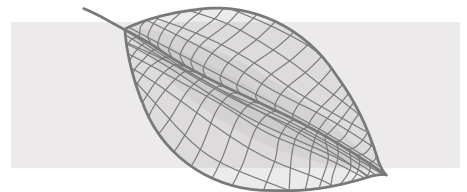
We offer foliage systems for every project and environment type, ranging from live plants to preserved options, to long-lasting replica greenery. Interior vegetation must pass strict fire codes, and ThermoLeaf® greenery ensures fire code compliance as the safest commercially available foliage - that means complete design flexibility with guaranteed feasibility.



REPLICA GREENERY

Replica greenery is the most versatile indoor foliage system, with a massive variety of plant types that can be mixed and matched regardless of atmospheric conditions.


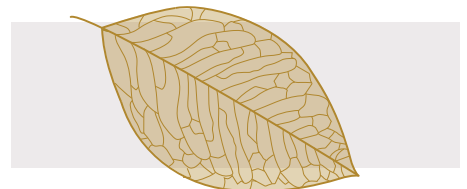
VARIETY	● ● ● ● ●
DURABILITY	● ● ● ● ●
INITIAL COST	● ● ● ● ○
ONGOING COSTS	● ○ ○ ○ ○



PRESERVED GREENERY

Preserved greenery maintains the appearance of live plants with less ongoing maintenance. While not every plant can be preserved, certain fronds and reindeer moss remain incredibly popular choices.

VARIETY	● ○ ○ ○ ○
DURABILITY	● ● ● ○ ○
INITIAL COST	● ● ● ○ ○
ONGOING COSTS	● ○ ○ ○ ○



LIVE GREENERY

Live greenery has a soothing presence and invokes a greater sense of wellness and sustainability. Some conditions may limit the viability of live greenery, as it is climate-sensitive and requires ongoing care.

VARIETY	● ● ● ○ ○
DURABILITY	● ○ ○ ○ ○
INITIAL COST	● ● ● ○ ○
ONGOING COSTS	● ● ● ● ●



TERRACE

SPECIFICATIONS

PRODUCT ID	BIO-ING-001
CONTENT	ThermaLeaf® Inherently Fire Retardant Foliage, Soundcore® Recycled PET Acoustic Felt
DURABILITY	Impact resistant, shock absorbant
WEATHERING	Non-deteriorating, non-hygroscopic, colorfast
MAINTENANCE	Clean with vacuum or light dusting
WARRANTY	Comes with industry-leading standard warranty
ENVIRONMENTAL	LEEDv4, VOC free, 100% recyclable, non-toxic, non-allergenic, anti-microbial
INSTALLATION	Plantscape Installation Systems are product specific
ACOUSTICS	Provides acoustic dampening
FLAMMABILITY	ASTM E84: Class A
SUSTAINABILITY	Made from 60% recycled content and is 100% recyclable


TERRACE

COLORWAYS

SOUNDCORE® RECYCLED PET ACOUSTIC FELT



SNDI05
Sand Dollar



SNDI31
Abalone




SND037
Paper




SNDI30
Buckskin



SNDI25
Chinchilla




SND034
Granite Peak




SNDI26
Wolfhound




SNDI03
Storm Cloud



SNDI18
Anchor



SNDI15
Mako




SNDI29
Dried Thyme



SNDI07
Grasshopper


ELEMENTS VENEERED RECYCLED PET ACOUSTIC FELT




ELM326
Soft Maple



ELM311
Soft Elm




ELM325
Rough Elm



ELM329
Gray Cherry



ELM334
Greige Walnut




ELM337
Rosy Elm




ELM338
Straight Teak




ELM341
Cotton Candy




ELM316
Greige Elm




ELM318
Olde Gray



ELM410
Maple



ELM343
Caramel Coffee



ELM344
Rustic Cherry

TERRACE

OUR MISSION



CELEBRATE NATURE THROUGH DESIGN

For over forty-five years, our mission has been to reconnect people with the experience of the natural world. For many, opportunities to enjoy lush environments are rare, and that lack of connection can take a toll on your sense of well-being. We are leading the charge into the future of biophilic design by creating transportive green experiences within everyday environments that harmonize with the context of your space.

We continue to innovate in our industry, designing the most botanically accurate, safest, and most durable replica greenery commercially available. Our project portfolio spans 75+ countries around the world, and we remain one of the top competitors in commercial greenery.